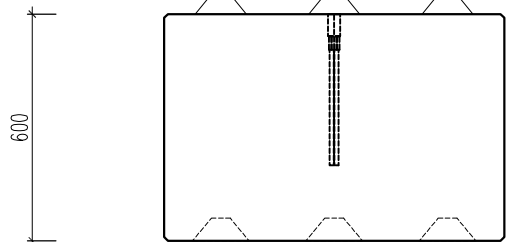
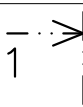


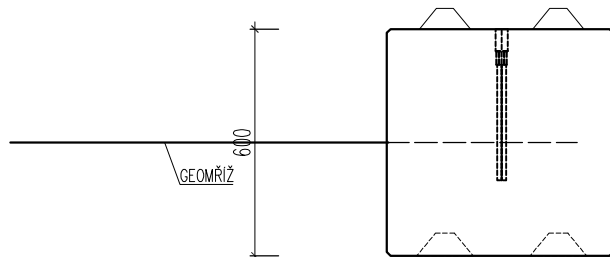
POHLED A

900



ŘEZ 1-1

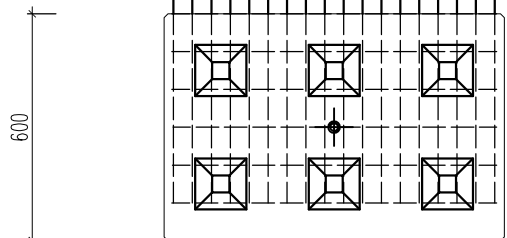
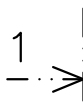
600



POHLED A

PŮDORYS

900



POHLED A



	Třída betonu: C 20/25 a vyšší
Rozměr: 900x600x600 mm	Váha: 770 kg
Měřítko: 1:20	Objem: 0,324 m ³

H-BLOK STANDARD 1/2 GEO