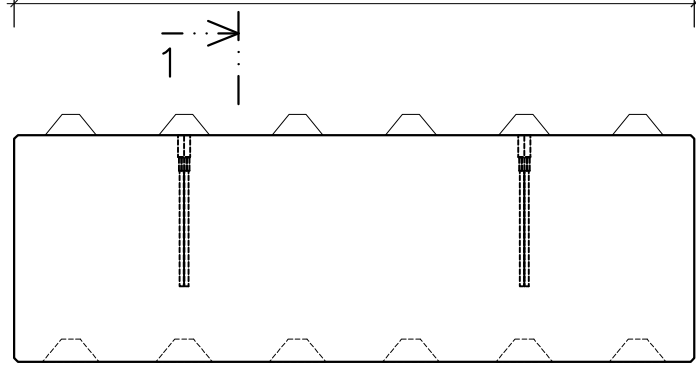


POHLED A

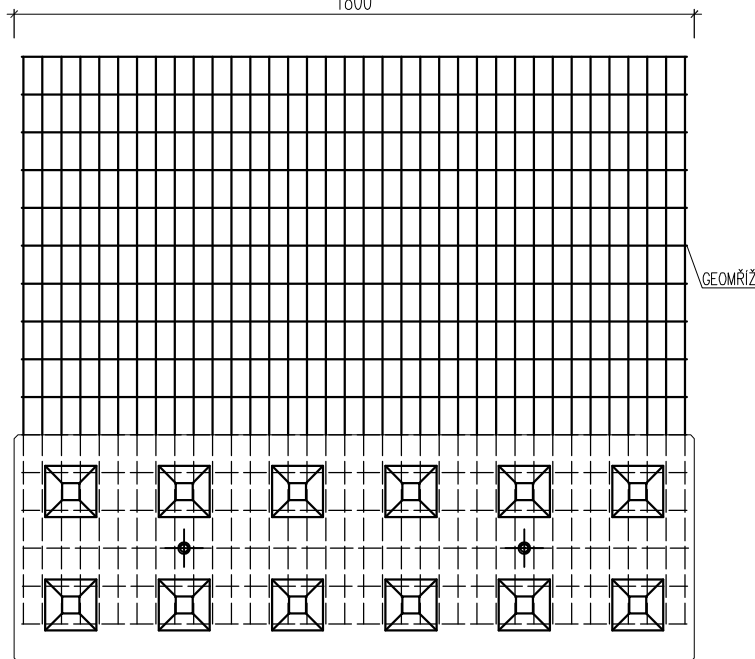
1800



600

PŮDORYS

1800

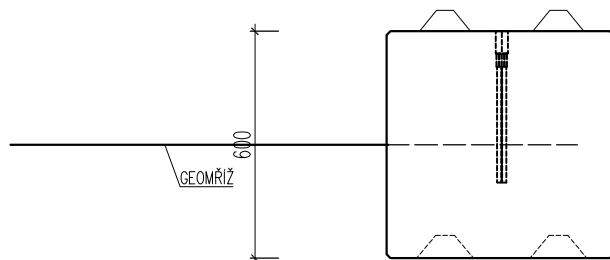
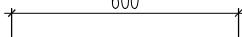


GEOMŘÍŽ

600

POHLED A
ŘEZ 1-1

600



GEOMŘÍŽ

600

POHLED A

HERKUL

Třída betonu: C 20/25 a vyšší

Rozměr: 1800x600x600 mm

Váha: 1540 kg

Měřítko: 1:20

Objem: 0,648 m³

H-BLOK STANDARD GEO