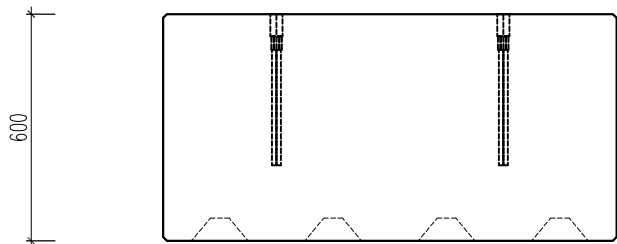
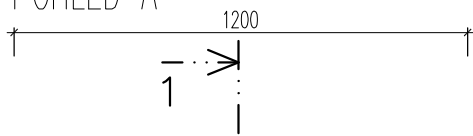
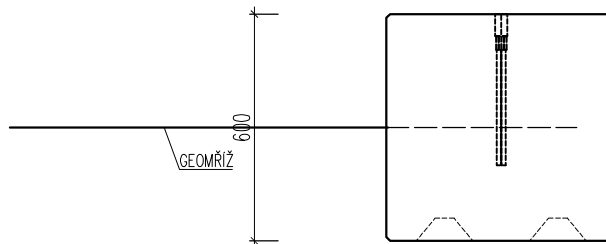
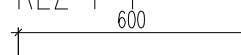


POHLED A

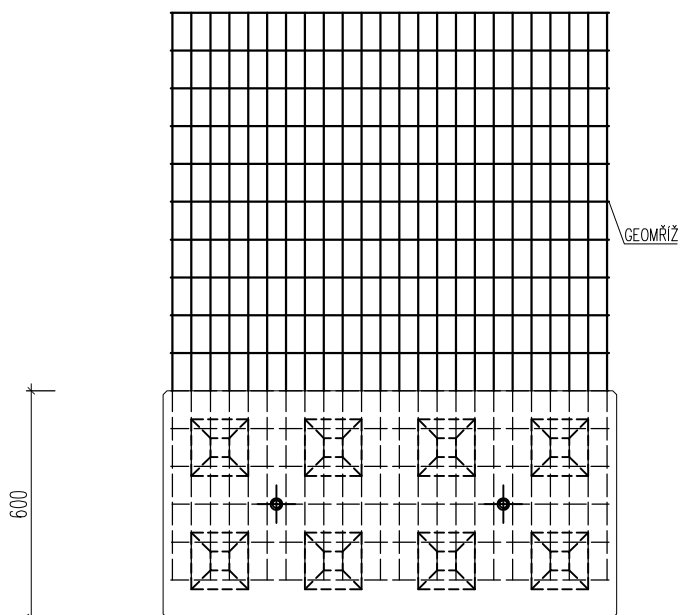
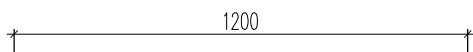


ŘEZ 1-1



POHLED A

PŮDORYS



POHLED A



	Třída betonu: C 20/25 a vyšší
Rozměr: 1200x600x600 mm	Váha: 1155 kg
Měřítko: 1:20	Objem: 0,432 m ³

H-BLOK STANDARD 2/3 GEO U