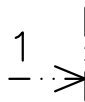
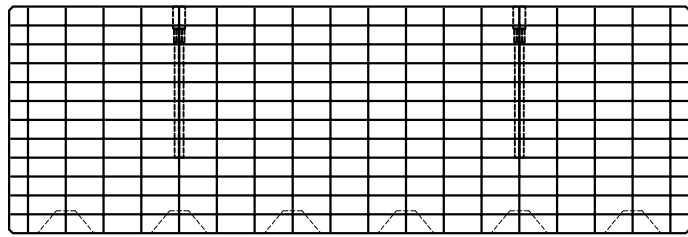
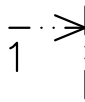


POHLED A

1800

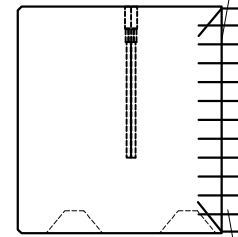


600

ŘEZ 1-1

600

600



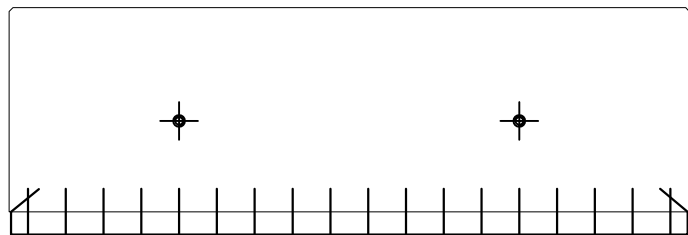
GEOTEXILIE

POHLED A

SÍŤ VYPLNĚNA KAMENY

PŮDORYS

1800



600

POHLED A



Designové varianty: čedič
žula
kubo

Třída betonu: C 20/25 a vyšší

Rozměr: 1800x600x600 mm

Váha: 1550 kg

Měřítko: 1:20

Objem: 0,648 m³

H-BLOK GABION U