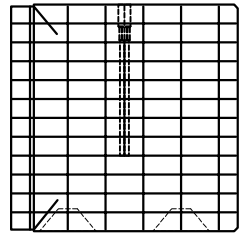
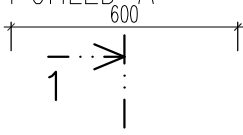
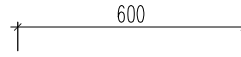


POHLED A



ŘEZ 1-1

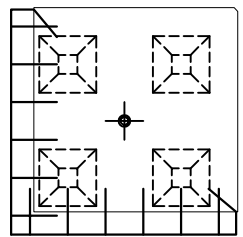
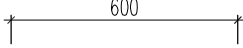


GEOTEXILIE

POHLED A

SÍŤ VYPLNĚNA KAMENY

PŮDORYS



POHLED A



Designové varianty: čedič  
žula  
kubo

Třída betonu: C 20/25 a vyšší

Rozměr: 600x600x600 mm

Váha: 580 kg

Měřítko: 1:20

Objem: 0,216 m<sup>3</sup>

H-BLOK GABION 1/3 UL