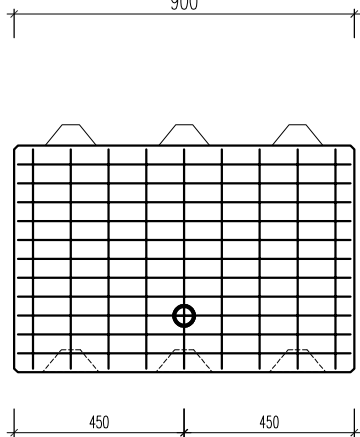


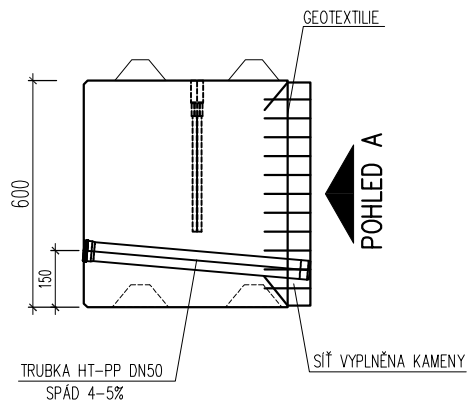
POHLED A

900



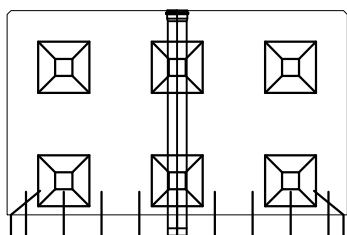
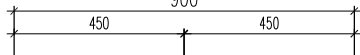
ŘEZ 1-1

600



PŮDORYS

900



Designové varianty: čedič

žula

kubo

Třída betonu: C 20/25 a vyšší

Rozměr: 900x600x600 mm

Váha: 760 kg

Měřítko: 1:20

Objem: 0,324 m<sup>3</sup>

H-BLOK GABION 1/2 DREN